



PHOENIX INSURANCE COMPANY LTD.

Registered Office : 1/A Dilkusha C/A, Dhaka

Quarterly Financial Statements for the 3rd Quarter (Q3) ended on September 30, 2015

Unaudited Statement of Financial Position as at 30th September 2015

	Amount in Taka	
	Upto 30th Sep. 2015	Upto 31st Dec. 2014
A) Fixed Assets:	748,121,081	850,929,816
Property plant & equipment	296,455,395	293,326,560
Investment	451,665,686	557,603,256
B) Current Assets:	868,190,541	925,535,251
Stock of stationary	1,832,310	1,958,078
Sundry Debtors (Including Advance, Deposits & Prepayments)	419,659,645	479,339,393
Cash and Cash Equivalents	446,698,586	444,237,780
C) Less: Current Liabilities:	378,033,236	460,124,624
Creditors & Accruals	378,033,236	460,124,624
Net working Capital	490,157,305	465,410,627
Net Assets	1,238,278,386	1,316,340,443
Financed by:		
Shareholders' Equity:		
Share Capital	403,415,720	403,415,720
Share Premium	897,121	897,121
Reserve & Surplus	833,965,545	912,027,602
Total Equity	1,238,278,386	1,316,340,443
Net asset value (NAV)	30.69	32.63

Unaudited Cash Flow Statement for the 3rd Quarter ended 30th September 2015

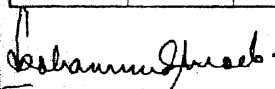




Particulars	Amount in Taka	
	30th Sept 2015	30th Sept 2014
Cash Flow from operating activities:		
Collection from Premium & Other income	658,881,491	601,740,309
Less: Payment for costs & Expenses,		
Income Tax paid and/or deducted	570,292,218	481,447,968
	88,589,273	120,292,341
Cash Flow from investing activities:		
Acquisition of Fixed Assets	(2,674,835)	(347,254)
Investment in Shares	-	-
Sale proceeds of Shares	-	-
Fixed deposit (FDR)	(2,770,487)	3,700,000
	(5,445,322)	3,352,746
Cash Flow from financing activities:		
Loan received	-	-
Loan repaid	-	-
Temporary loan & Dividend	(80,683,145)	(80,683,145)
	2,460,806	42,961,942
Net Cash inflow/outflow for the 3rd Quarter:		
Opening cash and Bank balances	444,237,780	429,115,850
Closing cash and Bank balances	446,698,586	472,077,792
Net operating cash flow per share	2.20	2.98

Unaudited Statement of Comprehensive Income for the 3rd Quarter ended 30th September 2015

Particulars	Amount in Taka			
	Current 3rd Quarter 2015	Previous 3rd Quarter 2014	July to Sept 2015	July to Sept 2014
Gross Premium income	565,166,324	503,034,517	145,477,688	150,220,507
Less: Re-Insurance ceded	172,803,204	134,953,893	37,865,812	35,932,053
Net Premium income	392,363,120	368,080,624	107,611,876	114,288,454
Add: Re-Insurance commission	58,621,830	44,396,488	12,721,300	8,965,073
Net Income	450,984,950	412,477,112	120,333,176	123,253,527
Less: Commission, Management expenses, Claims & Adjusted unexpired risk	369,719,629	347,091,927	100,856,583	102,725,825
Underwriting profit	81,265,321	65,385,185	19,476,593	20,527,702
Add: Investment & others Income	65,093,337	95,786,299	21,593,720	26,424,987
Profit before Tax	146,358,658	161,171,484	41,070,313	46,952,689
Less: Provisional estimate for income Tax	37,500,000	43,800,000	12,000,000	16,300,000
Net Profit after Tax	108,858,658	117,371,484	29,070,313	30,652,689
Earning per share (EPS)	2.70	2.91	0.72	0.76

Statement of Changes in Shareholders' Equity for the 3rd Quarter ended 30th September 2015

Particulars	Amount in Taka						
	Share Capital	Reserve for Exceptional losses	Revaluation Reserve	Investment & Reserve	Share Premium	Retained Earnings	Total Taka
Sept. 2015							
Opening balance	403,415,720	303,435,866	181,908,111	339,021,716	897,121	87,661,909	1,316,340,443
Item involved in changed in equity:							
Cash dividend Paid for the year 2014	-	-	-	-	-	(80,683,145)	(80,683,145)
Profit after Tax	-	-	-	-	-	108,858,658	108,858,658
Changes in fair value of shares (Investment)	-	-	-	(106,237,570)	-	-	(106,237,570)
Total	403,415,720	303,435,866	181,908,111	232,784,146	897,121	115,837,422	1,238,278,386

 Chairman
 Director
 Managing Director & CEO
 DMD & CFO
 Company Secretary

The detail of the published quarterly financial statements is available in the website of the Company. The address of the website is www.phoenixinsurance.com.bd